

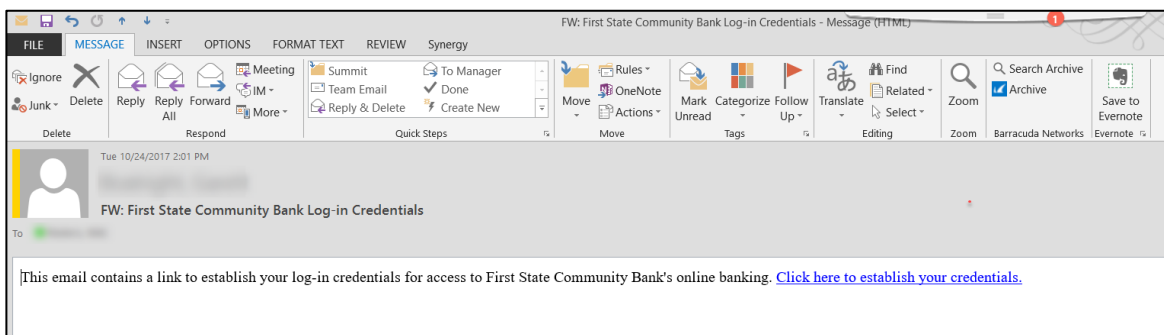
Business Online Banking - Single Sign On

Single sign-on creates a more user friendly experience for you to access your business accounts through online banking.

CUSTOMER GUIDELINES

1. You should receive an email with a link. Simply click on the link and follow instructions provided to establish your credentials to access your accounts through online banking.

Example of E-mail Sent to Customers Switching to Single Sign On



2. Once you click on the link, a browser will open up with the following screen. This is where you will review the Terms and Conditions for utilizing online banking. Once you have reviewed the terms and conditions please check mark the "I Agree" box and then click "Accept."

Online Agreement to Terms and Conditions

Please read and agree to the Online Agreement terms and conditions by selecting the "I Agree" check box.

Online Agreement:

FIRST STATE COMMUNITY BANK

ONLINE BANKING AND MOBILE COMMUNICATION DEVICE SERVICES

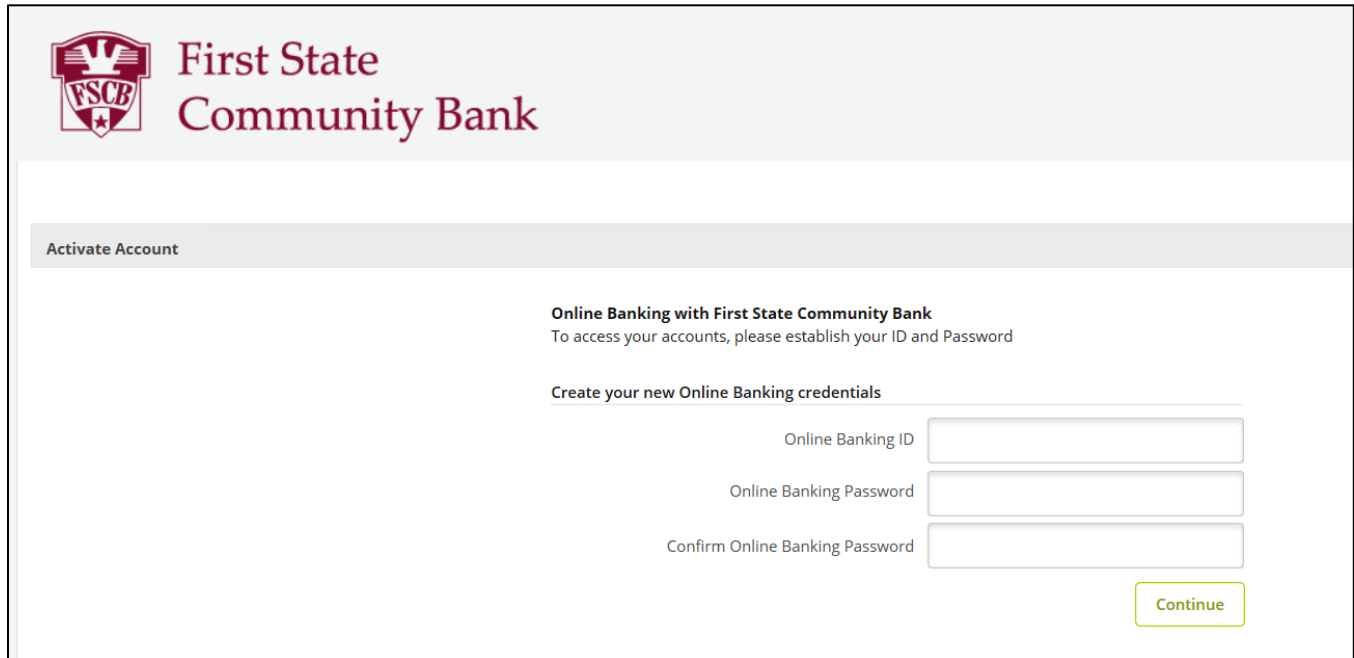
TERMS AND CONDITIONS

The following are the terms and conditions on which First State Community Bank (the "Bank") will allow the account holder at the Bank (the "Customer," individually and jointly if there is more than one) to use the Services provided by the Bank. Use of the Services shall constitute the Customer's consent to these Terms and Conditions. For purposes of these Terms and Conditions, the term "Service" means any function or action that may be taken by the Customer, or by the Bank at the instruction or authorization of the Customer, relating to the transfer of funds into or out of an Account, or disclosure of information with respect to an Account, or otherwise

I Agree

3. After this screen, you will be directed to putting in your new individual online banking ID's and passwords.

Online Banking Credentials Entry



**First State
Community Bank**

Activate Account

Online Banking with First State Community Bank
To access your accounts, please establish your ID and Password

Create your new Online Banking credentials

Online Banking ID

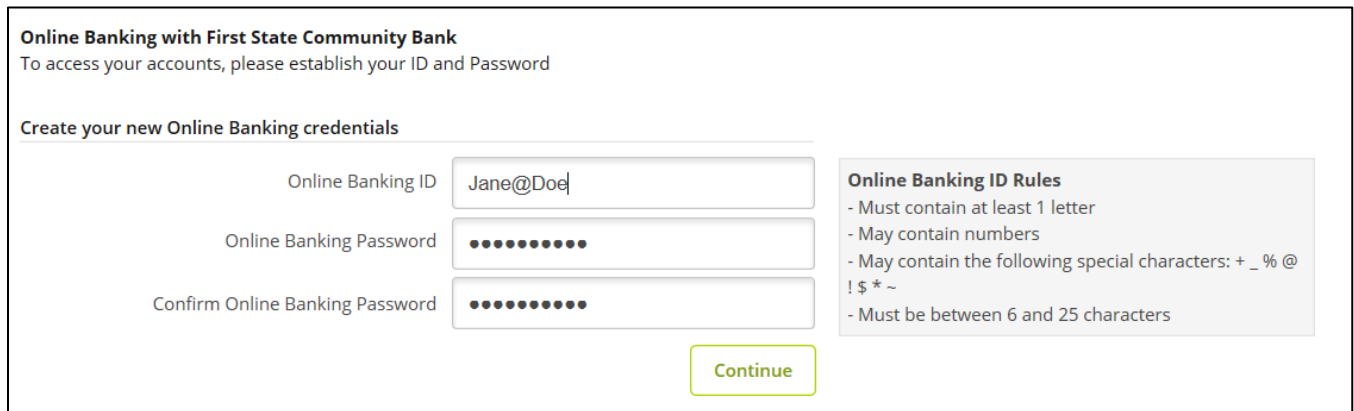
Online Banking Password

Confirm Online Banking Password

Continue

4. Once you click on the individual section to fill in, a pop up will appear to the right describing the ID rules for submitting a correct ID or Password. Please follow these guidelines for extra security!

Online Banking Credentials Entry - ID Rules



Online Banking with First State Community Bank
To access your accounts, please establish your ID and Password

Create your new Online Banking credentials

Online Banking ID

Online Banking Password

Confirm Online Banking Password

Continue

Online Banking ID Rules

- Must contain at least 1 letter
- May contain numbers
- May contain the following special characters: + _ % @ ! \$ * ~
- Must be between 6 and 25 characters

5. After clicking continue, you will then proceed to choose a personal image watermark associated with your user profile and then you will be asked to fill in three security questions and answers.

Online Banking Credentials Entry - ID Rules

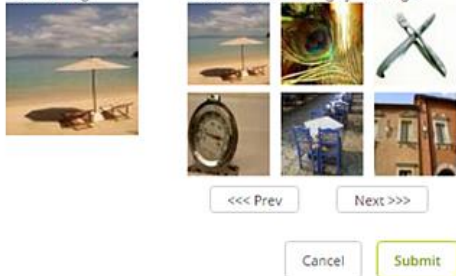
Please verify your personal image! ?

Each time you log in please verify that the image on the left is the one you selected as your Personal Identification Image.

If you have not set up your Personal Identification Image, a random image will appear and you will be prompted to select a new one when you log in.

Personal Icon

Current Image Click to Select or Change your Image



<<< Prev Next >>>

Cancel Submit

Three Verification Security Questions and Answers

Verification Questions (required)

From now on we will monitor your use pattern and if we suspect it is not you logging in we will ask you to answer a few verification questions. Please take a moment to select one question from each of the three drop-down menus. Answers are not case sensitive.

Question One:

Answer:

Question Two:

Answer:

Question Three:

Answer:

What is the first name of the youngest of your siblings?
 What is your youngest sibling's nickname?
 Which state did you first visit (outside the one you were born in)?
 What is your father's middle name?
 In which city did you meet your spouse?
 Which high school did your spouse attend?
 When is your father's birthday (MM/DD)?
 What is the first name of your mother's youngest sibling?
 In which city was your grandmother born (father's mother)?

This completes the setup process for new and existing users. You will now be able to login with your new Online Banking ID and Password!